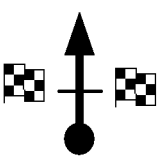
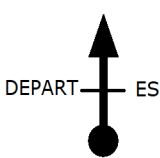
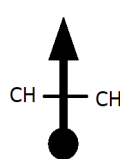
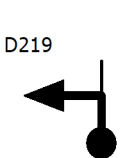
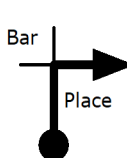






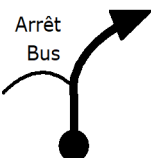



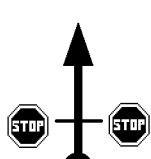
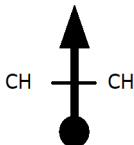
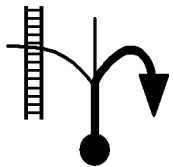
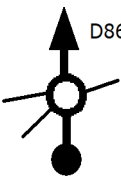
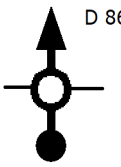
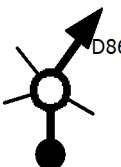

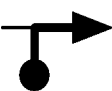

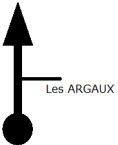

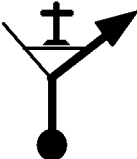

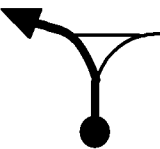

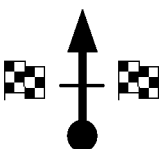
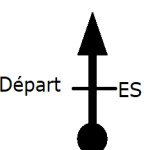

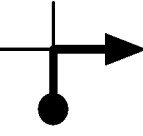
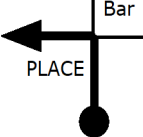
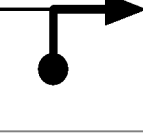
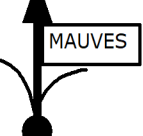
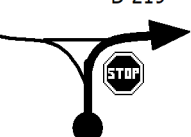

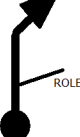


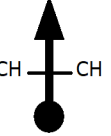
Distance cumulée partielle	Note	Description
3,5 3,3	 8	ARRIVEE ES
0,2 0,2	 7	Départ ES 1
3,1 2,1	 6	Contrôle horaire ES 1 RAZ
1,0 0,5	 5	D 219 Direction PLATS
0,5 0,1	 4	Avenue SAINT JOSEPH
0,4 0,2	 3	Rue du RHONE
0,2 0,2	 2	Chemin de HALLAGE
0,0 0,0	 1	DEBUT du PROLOGUE SALLE POLYVALENTE

Distance cumulée partielle	Note	Description
12,8 0,6	 16	Direction TOURNON Route Panoramique
12,2 0,4	 15	Direction TOURNON Route de PLATS
11,8 3,7	 14	Direction TOURNON Route de PLATS
8,1 2,6	 13	Route de PLATS
5,5 0,6	 12	
4,9 0,6	 11	
4,3 0,6	 10	Chemin de GOURDY
3,7 0,2	 9	POINT STOP

Distance cumulée partielle	Note	Description
20,8 0,3	 24	Contrôle Horaire ES 2 RAZ
20,5 2,6	 23	D 86 CONTRE ALLEE A
17,9 0,5	 22	D 86 Direction VALENCE
17,4 0,5	 21	D 86 Direction MAUVES
16,9 1,2	 20	D 86 Direction MAUVES
15,7 0,2	 19	Avenue du 8 MAI 1945
15,5 0,1	 18	Place CARNOT
15,4 2,6	 17	TOURNON Rue du Docteur CADET

Distance cumulée partielle	Note	Description
9,4 1,7	 32	
7,7 0,6	 31	
7,1 0,9	 30	Chemin des CHEVALIERS
6,2 1,4	 29	Route de BEYRIEUX
4,8 1,1	 28	Direction PLATS Route de BEYRIEUX
3,7 0,2	 27	Point Stop ES 2
3,5 3,2	 26	Arrivée ES 2
0,3 0,3	 25	Départ ES 2

Distance cumulée partielle	Note	Description
13,7 0,1	 40	Chemin des ILES
13,6 0,1	 39	Chemin de HALLAGE
13,5 0,5	 38	Rue du RHONE
13,0 0,2	 37	Direction Centre Ville Avenue SAINT JOSEPH
12,8 0,6	 36	MAUVES
12,2 0,4	 35	D 219
11,8 1,7	 34	
10,1 0,7	 33	MAUVES

Distance cumulée partielle	Note	Description
13,9 0,2	 41	Parc Coureurs FIN du PROLOGUE